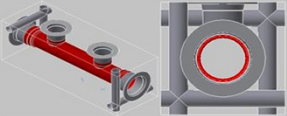
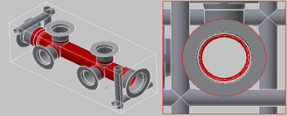
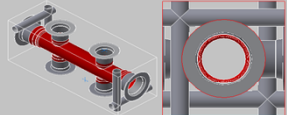
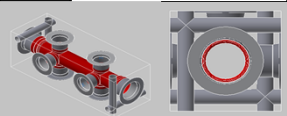


## Customized Aerospace & Defense Headers

### AS5202A Headers

TYPE	MATERIAL	MATERIAL SIZE		END PORT CODE		PORT ORIENTAITON		NO. OF STATIONS	SIDE PORT CODE		MT'G	
		CODE	SIZE	CODE	TYPE	CODE	STYLE		CODE	TYPE	U	STD
H E A D E R	A ALUMINUM	100	1.00" x 1.00"	AA	1/8" SAE G-3/3B	000	One side only	01 to 10	AR	1/16" SAE G-3/3B	TOP & SIDE MTG HOLES	
	F STEEL	150	1.50" x 1.50"	AB	1/4" SAE G-3/3B		AA		1/8" SAE G-3/3B			
	X 17-4 H1150 STAINLESS	175	1.75" x 1.75"	AC	3/8" SAE G-3/3B	090	Top & One side		AB	1/4" SAE G-3/3B		
		175	1.75" x 1.75"	AD	1/2" SAE G-3/3B		AC		3/8" SAE G-3/3B			
	A ALUMINUM	200	2.00" x 2.00"	AF	3/4" SAE G-3/3B	180	Two Opposite sides		AD	1/2" SAE G-3/3B		
	D DUCTILE	250	2.50" x 2.50"	AH	1" SAE G-3/3B		AF		3/4" SAE G-3/3B			
	X 17-4 H1150 STAINLESS	300	3.00" x 3.00"	AI	1 1/4" SAE G-3/3B	270	Top & Two Opposite Sides		AH	1" SAE G-3/3B		
		350	3.50" x 3.50"	AJ	1 1/2" SAE G-3/3B		AI		1 1/4" SAE G-3/3B			
		400	4.00" x 4.00"	AK	2" SAE G-3/3B				AJ	1 1/2" SAE G-3/3B		

**Boss Dimensions for Military Straight Thread Tube Fitting O-ring Gaskets per AS5202 (Supersedes AND10049, AND10050 and MS33649)**

Please contact Lynch for more information